

CRITERION II – TEACHING-LEARNING AND EVALUATION

STUDENT SATISFACTION SURVEY

For the NAAC AQAR (2019-2020), Students Satisfaction Survey (SSS) was conducted among the students of the college through the college website. The questionnaire has been framed based on NAAC guidelines. Students have rated the question in a scale of 0 to 4. The result of this survey is based on the response of 317 students. The summary is displayed on the college website and it is also presented in the IQAC meeting.

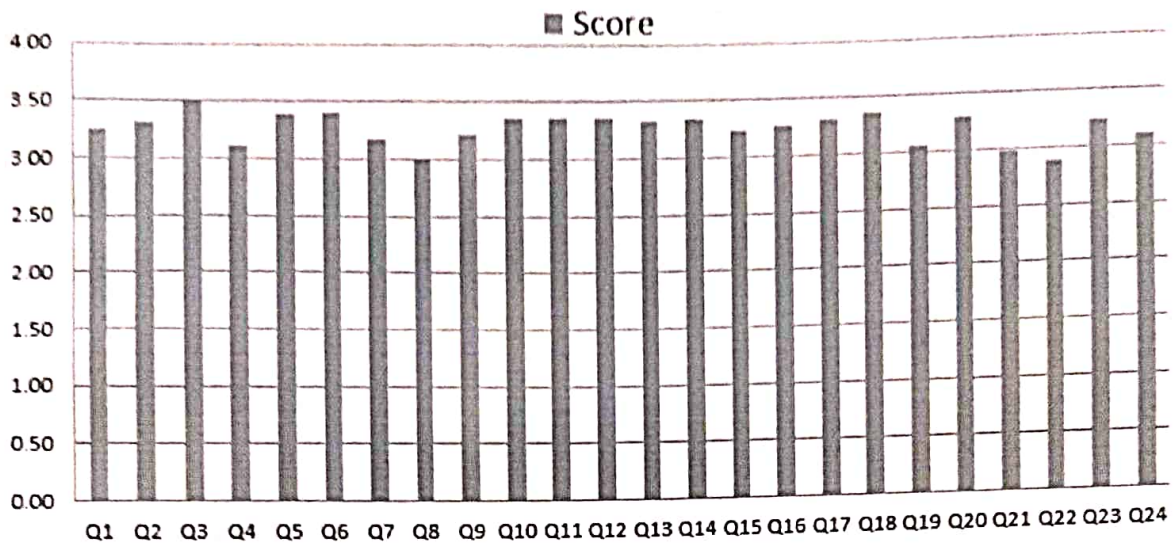
Number of responses received for the (SSS) survey = 317

Average grade: 3.24

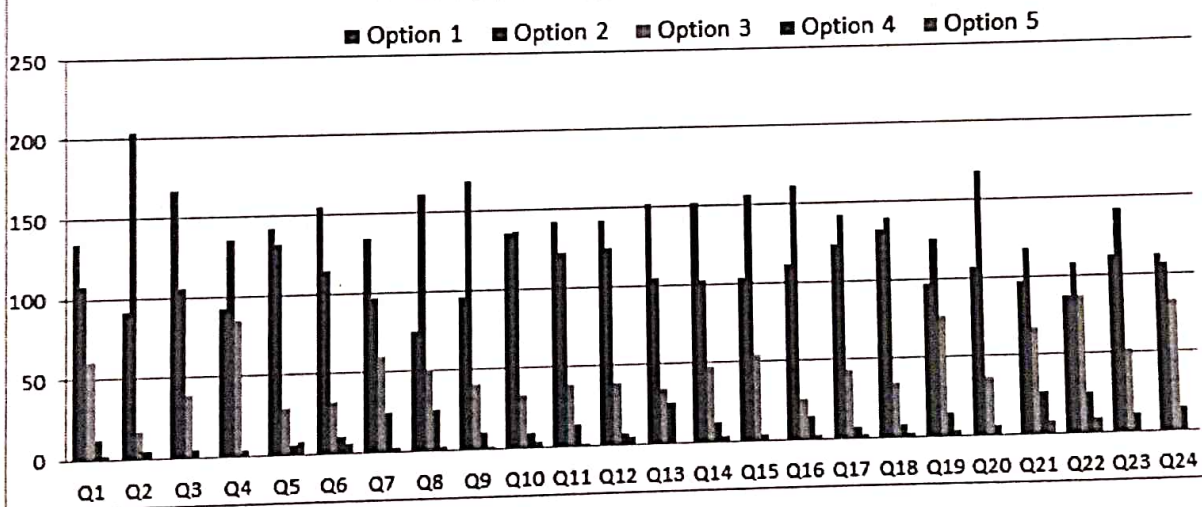
S. No	Questionnaire	Score
1	How much of the syllabus was covered in the class?	3.25
2	How well did the teachers prepare for the classes?	3.32
3	How well were the teachers able to communicate?	3.49
4	The teacher's approach to teaching can best be described as.	3.11
5	Fairness of the internal evaluation process by the teachers.	3.39
6	Was your performance in assignments discussed with you?	3.41
7	The institute takes active interest in promoting internship, student exchange, and field visit opportunities for students.	3.18
8	The teaching and mentoring process in your institution facilitates you in cognitive, social and emotional growth.	3.00
9	The institution provides multiple opportunities to learn and grow.	3.22
10	Teachers inform you about your expected competencies, course outcomes and program outcomes.	3.36
11	Your mentor does a necessary follow-up with an assigned task to you.	3.35
12	The teachers illustrate the concepts through examples and applications.	3.37
13	The teachers identify your strengths and encourage you with providing right level of challenges.	3.32
14	Teachers are able to identify your weaknesses and help you to overcome them.	3.35
15	The institution makes effort to engage students in the monitoring, review and continuous quality improvement of the teaching learning process.	3.24
16	The institute/ teachers use student centric methods, such as experiential learning, participative learning and problem-solving methodologies for enhancing learning	3.27


S. No	Questionnaire	Score
	experiences.	
17	Teachers encourage you to participate in extracurricular activities.	3.31
18	Efforts are made by the institute/ teachers to inculcate soft skills, life skills and employability skills to make you ready for the world of work.	3.36
19	What percentage of teachers use ICT tools such as LCD projector, Multimedia, etc. while teaching?	3.05
20	The overall quality of teaching-learning process in your institute is very good.	3.30
21	Activities by NSS	2.98
22	How you are satisfy with the library facilities (i.e. Library and reading room facility, library books and journals, Library Staff approachability, Internet facility/Wi-Fi...)	2.88
23	How well the supports are given by functioning of EDC Cell, IPR Cell, R&D, and Clubs for your benefits.	3.23
24	Students grievances are redressed/ problems are solved well in time.	3.10
25	Give observations/suggestions to improve the overall teaching-learning experience in your institution. 1. Use better graphics and visual media to engage students well. 2. Need more seminars by industrial resource persons 3. Industrial visit improve 4. Need to improve the environmental facilities like cafe tea area, fresh juice parlour separately.	

Question wise Scores (in 0 to 4 Scale)



Number of Student Responses




 HEAD OF THE INSTITUTION WITH
 SEAL AND SIGNATURE.
Dr. V. MUNUSAMI, M.E., Ph.D.,
PRINCIPAL
Narasu's Sarathy Institute
of Technology
Poosaripatty, SALEM - 636 305.